

MCI




JH-400B Series

New Features :

The JH-400 Series Console, the recognized standard of the industry, has now been redesigned and improved. Its new features and capabilities have moved it into functional competition with consoles costing twice as much.

- **AUTOMATION CAPABLE**
Using MCI's JH-50 -400B Automation package, the JH-400B can be equipped to have:
Fader Automation, Grouping, Quad Solo
- **NEW MODERN STYLING**
New armrest, legs and color scheme fit into the most modern studio decor
- **PLASTIC WRITING STRIPS**
Conveniently placed above each channel fader
- **MOST FORMER OPTIONS ARE NOW STANDARD**
Phase reverse on every channel
Monitor solo on every channel
Alternate speaker switching on control room monitor
Control room monitor trims
... and many more
- **IMPROVED EQUALIZATION CAPABILITIES**
New 12 dB/octave high pass filter
Improved high frequency shelf
- **LOWER DISTORTION AND GREATER HEADROOM**
Typical IM distortion is less than .03% (+20 dB level) at any point in the console
Headroom has been increased by 1 to 2 dB in all circuits
- **VU METERS FOLLOW MONITOR**
The Channel VU Meters always display the input to the Monitor
When in MIKE Mode meters display line output, when in TAPE and REMIX Modes meters display tape return.
The Mix Meters follow the Control Monitor selector.



Channel Output Level Trim

Provides submaster gain control for the mix output to the multitrack.

24 Channel Assignment

Modules 1-16 assign to tracks 1-16 of the multitrack while modules 17 and up assign to tracks 9-24 of the multitrack.

Mike Preamp Controls

15 db pad in conjunction with a variable gain control provides preamp gain from 15 to 50 db.

Direct Assign

Permits rapid direct assignment of each channel to its line output.

Sends

Four sends are provided on each I.O.

In Mike and Tape Mode

The two sends marked CUE are automatically connected ahead of the monitor level control.

The two sends marked ECHO are automatically connected after the monitor level control. Additionally, the button marked ECHO will shift the second echo send from the monitor to the microphone of the channel to permit sending the mike signal direct to a chamber when recording a "wet master".

In Remix Mode

All four sends follow the monitor fader for use as echo sends. The button marked ECHO will transfer the feed of echo 2 to a position ahead of the fader if pre-fader echo is desired.

I.O. Status Buttons

These buttons permit changing the status of a single I.O. to be different from the board status. See Board Status Buttons also. The FDR button will change the status from REMIX to TAPE. The MON button will change the status from TAPE to MIKE.

Solo

This button solos the equalized mike signal going to tape.

Quad Mute Button

This button permits muting of the quad feed to mix.

Quad Pan


Two pan pots work together to provide L-R and F-B panning.

Monitor Level

This level control is used for monitor level when the module is in MIKE and TAPE modes.

M C I Equalizer

Well known in the industry for its versatility and musical capability. Only the finest aerospace quality switches are used to provide repeatable frequency selection without audible switching noise. All frequency selections have been carefully chosen to provide total equalization capability of musical passages.



Send Submasters

Permit trim of cue and echo send levels.

Control and Studio Monitor Selectors

Provide complete monitoring capabilities. All tape machines, sends and mixes can be monitored.

Aux Meter Selector

Provides two auxiliary meters to monitor stereo outputs of the board, regardless of selection on control-room monitor.

Mono/Quad Select

Permits selecting quad or mono operation of the monitors. The control-room monitor automatically switches from quad to stereo depending on input selection.

Four Echo Returns

Permit line level returns to the mix buses.

Echo Return To Tape

One echo return to channel buses is provided for mixing echo into a feed to the multitrack.

Solo Submaster

Permits trimming the solo output level.

Alternate Speaker Selector

Switches the outputs of the control-room monitors to an alternate set of speakers.

Echo Cue Feeds

Permit adding echo to the cue mix.

Monitor Mutes

Permits muting each monitor speaker independently.

Console Status Controls

Three status buttons program the console for:

MIKE

Live mikes are fed to the multitrack tape machine thru the 4" linear fader while monitoring console output.

TAPE

Live mikes are fed to the multitrack thru the 4" linear fader while monitoring multitrack return.

REMIX

The output of the multitrack tape machine is routed thru the 4" linear fader and equalizer to the quad panning and sends controls.

Monitor Trims

Provide boost and cut for each monitor speaker. A switched CAL position provides reference level.

Control-Room Monitor Level

A precision conductive-plastic rotary level control is used for precise level control without mix distortion caused by inaccurate or poorly matched elements.

Spectra-Vue Module

Provides a spectrum analysis of an audio signal broken down into 18 half-octave bands chosen to

High Frequency

A ± 10db shelving equalizer selectable to either 8 or 10 kHz.

Mid Frequency

A ± 14db peaking equalizer selectable in half octave steps from 150 Hz to 7 kHz.

Low Frequency

A ± 10db shelving equalizer with frequencies selectable for either 50 or 100 Hz.

Lo Cut Switch

Provides a 12db per octave low-end rolloff.

Hi Freq. Switch

Selects the H.F. shelf frequency of 8 or 10 kHz.

Mid Cut Switch

Programs the mid-range for boost or cut.

Phase Reversal Switch

Located in the equalizer to permit use on both mikes and line returns.

Lo Freq. Switch

Selects the L.F. shelf of 50 or 100 Hz.

EQ In/Out Switch

Permits quick removal of equalization for A/B comparison.

Monitor Solo

Located directly over the fader permits solo of the monitor.

Module Status Lights


Located just above the writing strip permit quick analysis of module switch settings. Status lights are provided for: EQ in/out, Phase Rev., LO cut, Solo, MON and FDR button status.

Plastic Writing Strip

Permits marking the input source of each channel in grease pencil.

Channel Mute**Conductive Plastic Linear Fader**

This fader is used for mike level control when the channel is in MIKE and TAPE mode. When the module is in REMIX mode the fader is used to control line input level.



coincide with the equalizer frequencies.

Peak Switch

Modifies AGC timing for peak ballistics.

AGC Switch

Provides automatic gain control of audio input to optimize analyser display. This eliminates time-consuming level adjustments when using the analyser.

Solo Selector Block

Works in conjunction with console solo switches to provide:

VIS

Using any solo button produces a spectrum analysis of that signal.

A/V

Using any solo button produces an audio solo and spectrum analysis.

SOLO

Using any solo button produces a conventional audio solo.

Input Selector Block

Provides quick switch selection of mix outputs and auxiliary patch points.

Wien Bridge Oscillator

A self-leveling Wien bridge oscillator permits accurate tape machine alignment and console checks. Level will not vary more than ± ¼ dB over the audio range.

Mix Outputs Master

Provides a master output level control.

Communication Buttons**Slate**

Permits slating to either multitrack or mixdown machine.

TLK BK

Sends console mike signal to the studio monitors.

Comm

Sends console mike signal to the CUE headphones.



JH-400B
Series

Plastic Writing Strip

Mute Button

Fully illuminated button not a small LED.
Custom built by MCI to provide sharp snap action with only .050" travel.
This mute button can also function as a "Quad in place" solo.

MCI VCA Fader

Custom conductive plastic fader gives optimum dB scale for easy control.

Direction Indicator

Tells which direction to move the fader for "Null".

Write Button


Update Button

Master Select

This button tells the automation you would like to make this fader a group master. When made a group master the channel VCA value is held and added to the group value. If you revert this fader from group master to local the group value is held while you correct the channel value. When the fader is a group master fader the automation controls act as group master controls.

Group Selection

Selects group buses 1 thru 8 and local.



JH-50 Automation

MCI's JH-50 automation package, the most usable automation available anywhere today, has already been proven on the JH-500 series.

JH-50 automation can now be installed in the JH-400B series consoles. The new JH-400B console is designed to allow direct interchangeability between the channel fader on manual models and a VCA fader package on the automation models.

Sophisticated processor logic eliminates controls and complex operation procedures still inherent to many automation systems. Level nulling between modes is controlled by the JH-50 automation, creating operating procedures human engineered to free the operator of time consuming setup and null routines.



MCI, INC. 4007 N.E. 6TH AVENUE, FT. LAUDERDALE, FL. U.S.A. 33334
TLX #514362 TEL. (305) 566-2853